



Report on Student Outcomes and School Climate Manitoba Project Elementary Survey 2015 (3913)

OurSCHOOL Hamiota Elementary Highlights

Your version of the **OurSCHOOL** student survey measures 8 indicators based on the most recent research on school and classroom effectiveness. This report provides highlights based on data from 45 students in this school that participated in the survey between 16 Nov. 2015 and 23 Nov. 2015. The number of students by grade level is:

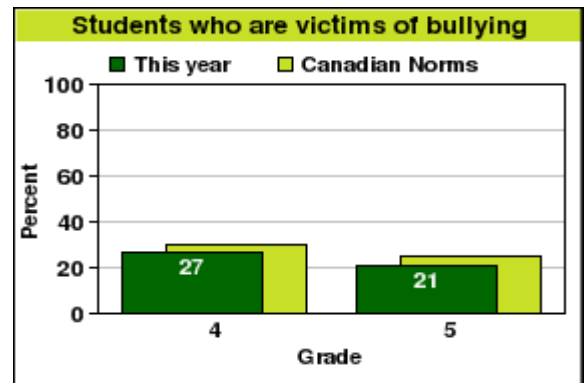
- grade 4: 16
- grade 5: 29

The bar charts show the results by grade for grades with at least 5 students. These are compared with Canadian norms, which are based on last year's results for all students using the OurSCHOOL survey at the grade levels found in this school. For details on the survey see www.thelearningbar.com.

DRIVERS of Student Outcomes

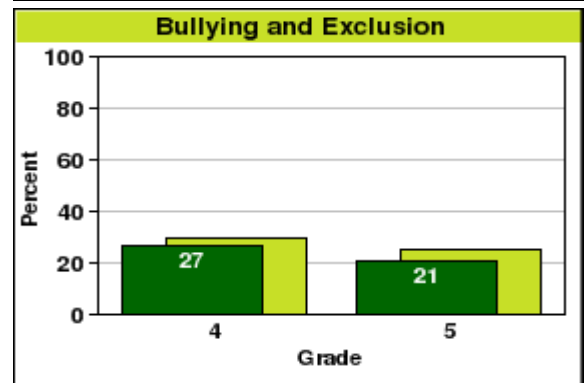
Students who are victims of bullying

- Students who are subjected to physical, social, or verbal bullying, or are bullied over the internet.
- 23% of students in this school were victims of moderate to severe bullying in the previous month; the Canadian norm for these grades is 28%.
- 19% of the girls and 27% of the boys in this school were victims of moderate to severe bullying in the previous month. The Canadian norm for girls is 28% and for boys is 28%.



Bullying and Exclusion

- Students who are subjected to physical, social, or verbal bullying, or are bullied over the internet.
- 23% of students in this school were victims of moderate to severe bullying in the previous month; the Canadian norm for these grades is 28%.
- 19% of the girls and 27% of the boys in this school were victims of moderate to severe bullying in the previous month. The Canadian norm for girls is 28% and for boys is 28%.

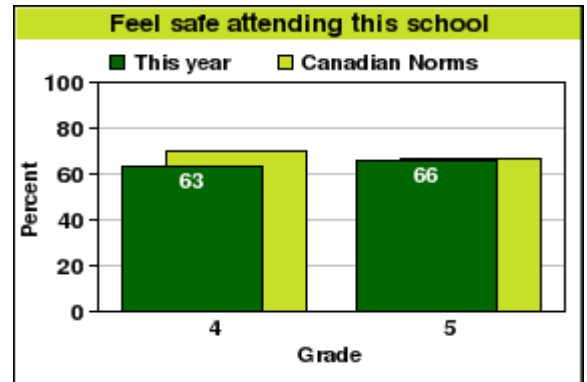




DRIVERS of Student Outcomes

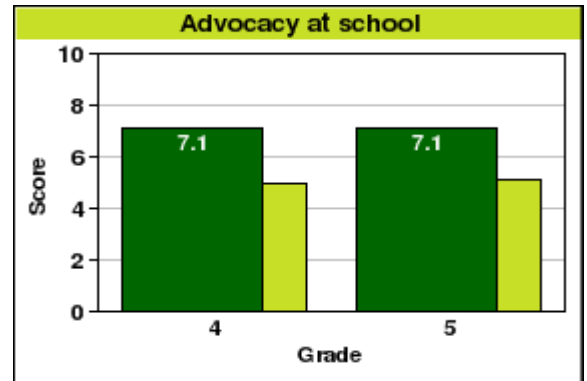
Feel safe attending this school

- Students who feel safe at school as well as going to and from school.
- 64% of students felt safe attending the school; the Canadian norm for these grades is 69%.
- 70% of the girls and 59% of the boys felt safe attending the school. The Canadian norm for girls is 68% and for boys is 70%.



Advocacy at school

- Students who feel they have someone at school who consistently provides encouragement and can be turned to for advice.
- In this school, students rated advocacy at school 7.1 out of 10; the Canadian norm for these grades is 5.1.
- In this school, advocacy at school was rated 7.2 out of 10 by girls and 6.9 out of 10 by boys. The Canadian norm for girls is 5.1 and for boys is 5.1.



Positive teacher-student relations

- Students who feel teachers are responsive to their needs, and encourage independence with a democratic approach.
- In this school, positive teacher-student relations were rated 8.4 out of 10; the Canadian norm for these grades is 8.1.

Positive learning climate

- There are clear rules and expectations for classroom behaviour. Students understand these and teachers maintain high expectations that they be followed.
- In this school, students rated disciplinary climate of the classroom 6.9 out of 10; the Canadian norm for these grades is 7.6.



Report on Student Outcomes and School Climate Manitoba Project Elementary Survey 2015 (3913) Hamiota Elementary Highlights

DRIVERS of Student Outcomes

Expectations for success

- The school staff emphasizes academic skills and hold high expectations for all students to succeed.
- In this school, students rated teachers' expectations for academic success 8.9 out of 10; the Canadian norm for these grades is 8.8.

Advocacy outside of school

- Students who feel they have someone at home or in their community who consistently provides encouragement and can be turned to for advice.
- In this school, students rated advocacy outside of school 6.8 out of 10; the Canadian norm for these grades is 6.5.
- In this school, advocacy outside school was rated 7.2 out of 10 by girls and 6.3 out of 10 by boys. The Canadian norm for girls is 6.6 and for boys is 6.3.

